

Hospital Capacity System

Hospitalcapacity.com



CONFIDENTIAL - NOT FOR DISTRIBUTION WITHOUT PERMISSION

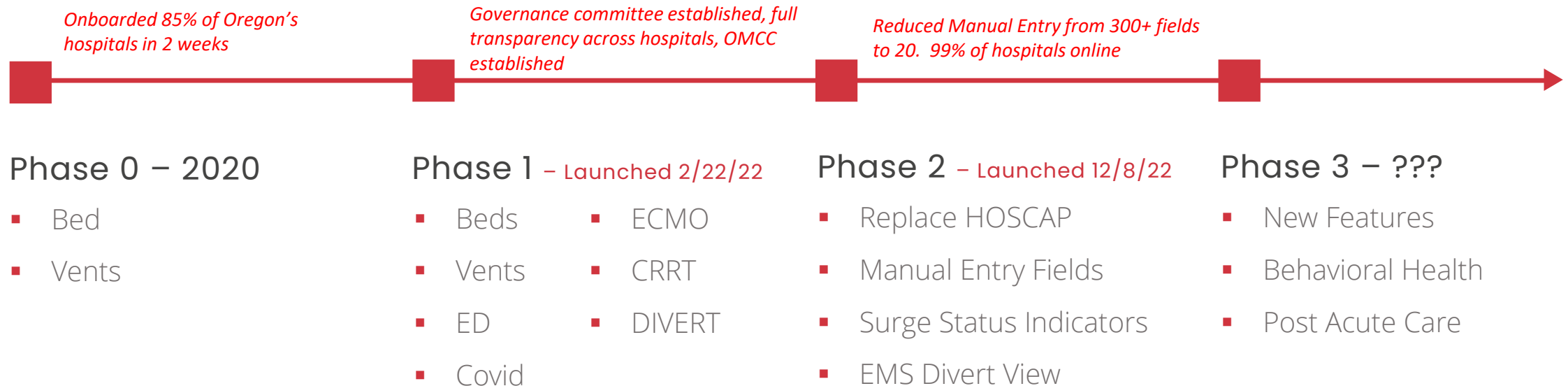
The Vision

- Not prepared for what was coming in the pandemic
- Rapid response and coordination for public health emergency
- One health system view with actionable data across continuum
- One source of truth to reduce redundancy in reporting
- USE CASE: Not 1 but 2 public health emergencies
- Federal funding to support implementation
- Officially launched March 31, 2023

CONFIDENTIAL – NOT FOR DISTRIBUTION WITHOUT PERMISSION

Project Scope

Develop a statewide capacity and critical resource system that will provide near-time actionable data to support better state-wide coordination and replace the state's current system



CONFIDENTIAL – NOT FOR DISTRIBUTION WITHOUT PERMISSION

A service provided by



[HOME](#)

[GOVERNANCE & PARTNERS](#)

[NEWS](#)

[LEARN MORE](#)

[CONTACT US](#)

[REQUEST OCS ACCESS](#)

[OCS SUPPORT](#)



Oregon Hospital Capacity System

Real-Time Data for
Critical Decision Making

<https://oregoncapacity.com>

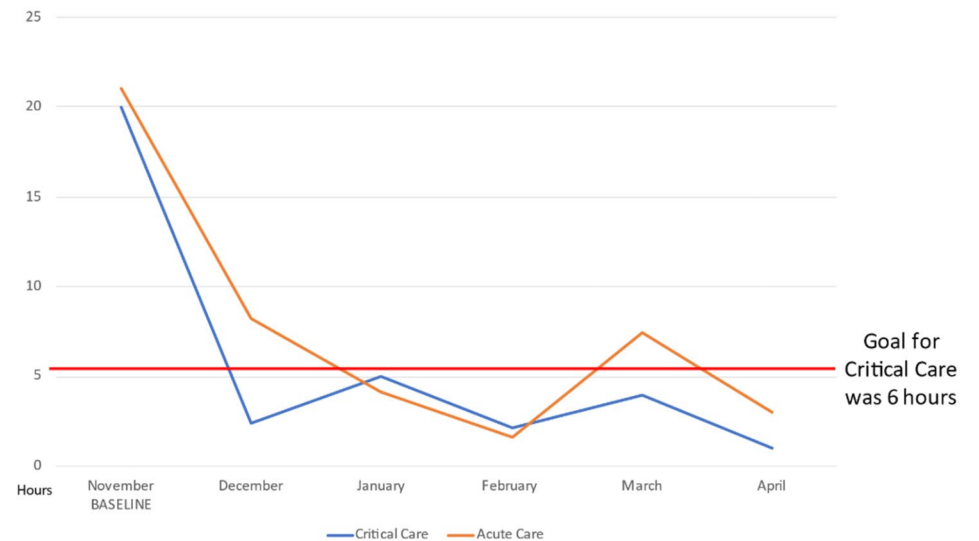
| SBX | | Apprise Health Insights | | BEDS | | ADULT | | | PEDS | | | SPECIALTY | SURGE | | BED ATTRIBUTION |
|--|--|-------------------------|--|------|--|-------------|-------------|---------------------------|------------|-----------|------------|------------|--------------|------------|-----------------|
| Census | Capacity | Sproutbox™ | | | | TOTAL | ICU | NON-ICU | TOTAL | ICU | NON-ICU | TOTAL | TOTAL ACTIVE | ICU ACTIVE | NP |
| Total | | | | | | 5912 80% | 4748 83% | 567 77% 4181 84% | 199 63% | 35 73% | 164 61% | 965 68% | 62 5% | 8 11% | 564 75% |
| C: Multnomah | ▼ | | | | | 1666 83% | 1163 87% | 157 88% 1006 87% | 155 66% | 33 75% | 122 64% | 348 80% | 9 3% | - 0% | 106 74% |
| OHSU OHSU HEALTH | <div><div></div><div></div></div> <div>S</div> | | | | | 462 90% | 386 92% | 74 93% 312 92% | - 0% | - 0% | - 0% | 76 82% | 9 4% | - 0% | 22 61% |
| OPH PROVIDENCE P... PROVIDENCE | <div><div></div><div></div></div> <div>S</div> | | | | | 345 79% | 271 80% | 20 69% 251 81% | - 0% | - 0% | - 0% | 74 78% | 0 0% | - 0% | 13 81% |
| LEGACY EMANUEL ... LEGACY HEALTH | <div><div></div><div></div></div> | | | | | 196 93% | 196 99% | 35 97% 161 99% | - 0% | - 0% | - 0% | 0 0% | - 0% | - 0% | 24 100% |
| OHSU ADVENTIST P... OHSU HEALTH | <div><div></div><div></div></div> | | | | | 135 70% | 130 70% | 7 70% 123 70% | - 0% | - 0% | - 0% | 5 63% | 0 0% | - 0% | 15 83% |
| RANDALL CHILDREN... LEGACY HEALTH | <div><div></div><div></div></div> | | | | | 125 66% | - 0% | - 0% - | 75 69% | 18 71% | 57 75% | 50 62% | - 0% | - 0% | 9 82% |
| LEGACY GOOD SAM... LEGACY HEALTH | <div><div></div><div></div></div> | | | | | 138 103% | 104 75% | 14 100% 50 92% | - 0% | - 0% | - 0% | 34 155% | - 0% | - 0% | 14 100% |
| UNITY CENTER FOR ... LEGACY HEALTH | <div><div></div><div></div></div> | | | | | 102 95% | - 0% | - 0% - | - 0% | - 0% | - 0% | 0 0% | - 0% | - 0% | 1 100% |
| OHSU DCH OHSU HEALTH | <div><div></div><div></div></div> <div>S</div> | | | | | 73 74% | - 0% | - 0% - | 73 74% | 15 75% | 58 74% | - 0% | 0 0% | - 0% | 5 71% |
| LEGACY MOUNT HO... LEGACY HEALTH | <div><div></div><div></div></div> | | | | | 83 86% | 76 96% | 7 70% 69 100% | - 0% | - 0% | - 0% | 7 39% | - 0% | - 0% | 3 50% |
| SHRINER'S PORTLA... SHRINER'S CHILDRENS | <div><div></div><div></div></div> | | | | | 7 24% | - 0% | - 0% - | 7 24% | - 0% | 7 24% | - 0% | - 0% | - 0% | - 0% |
| C: Clark | <div><div></div><div></div></div> ➤ | | | | | 598 80% | 527 80% | 65 66% 462 83% | 0 0% | - 0% | 0 0% | 71 83% | 1 4% | - 0% | 46 84% |
| C: Washington | <div><div></div><div></div></div> ➤ | | | | | 634 85% | 464 89% | 52 74% 412 91% | 11 79% | 2 50% | 9 90% | 159 77% | 14 33% | 0 0% | 109 75% |
| C: Marion | <div><div></div><div></div></div> ➤ | | | | | 523 85% | 442 92% | 50 89% 392 93% | 4 40% | - 0% | 4 40% | 77 62% | 8 3% | 8 47% | 31 74% |
| C: Lane | <div><div></div><div></div></div> ➤ | | | | | 448 76% | 411 77% | 49 88% 362 76% | 9 50% | - 0% | 9 50% | 28 80% | 7 10% | - 0% | 23 82% |
| C: Clackamas | <div><div></div><div></div></div> ➤ | | | | | 486 88% | 408 94% | 41 80% 367 96% | - 0% | - 0% | - 0% | 78 67% | 5 22% | 0 0% | 34 76% |

Real time data for critical decision making

Early Feedback and Success

- To date, we have OCS has helped to drop patient transfer times from 20 hours to under 6 hours for adult patients
- *“Having eyes on all hospitals bed information is really helpful and helps us coordinate care for our patients”*
- *“It's a great way to quickly see where beds are available across the state when needing to arrange for transfers.”*
- *“It has greatly reduced the radio traffic for our 911 operators , more time for 911 calls”*

Time to Accept: Adult Patients



Oregon's Governance Committee

Region 1

- OHSU Hospital
- Legacy Hospital
- Providence
- EMS Representation

Region 2

- Salem Health Hospital
- Samaritan Health Svc.

Region 3

- PeaceHealth Sacred Heart Medical Center

Region 5

- Asante Rogue Regional

Region 6

- Mid Columbia Medical Center

Region 7

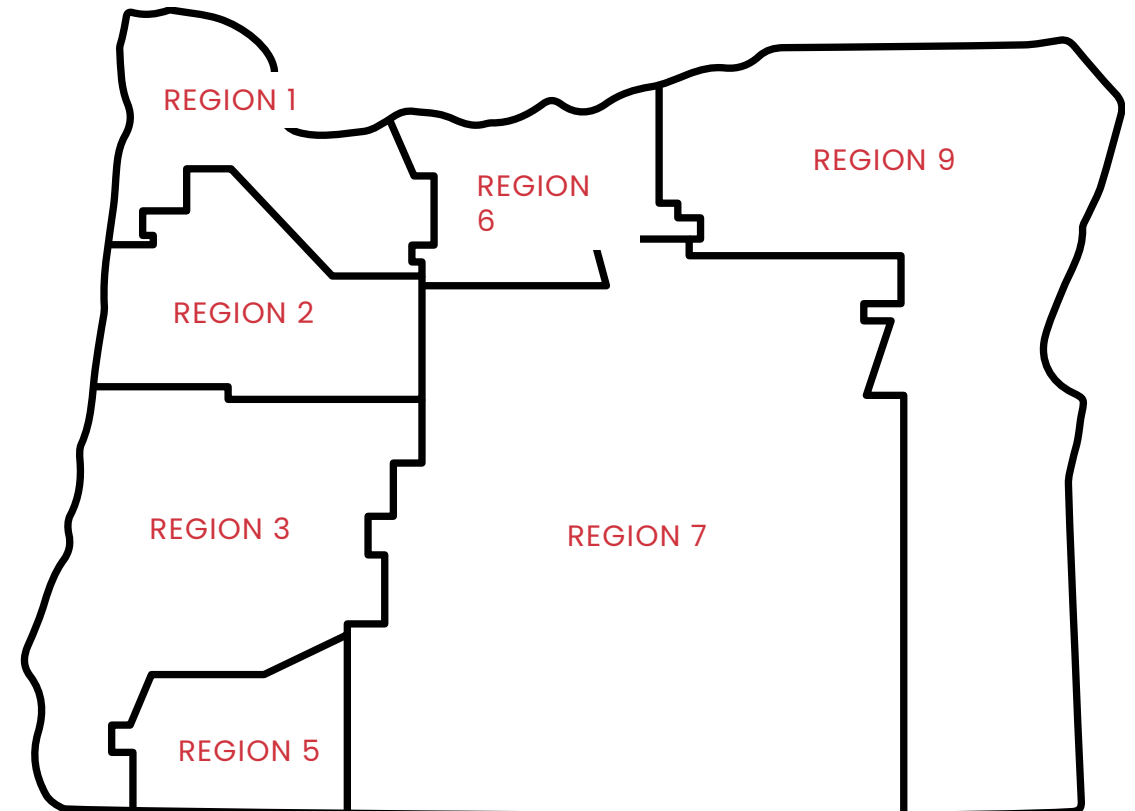
- St. Charles Medical Center

Region 9

- Grande Ronde Hospital

EMS

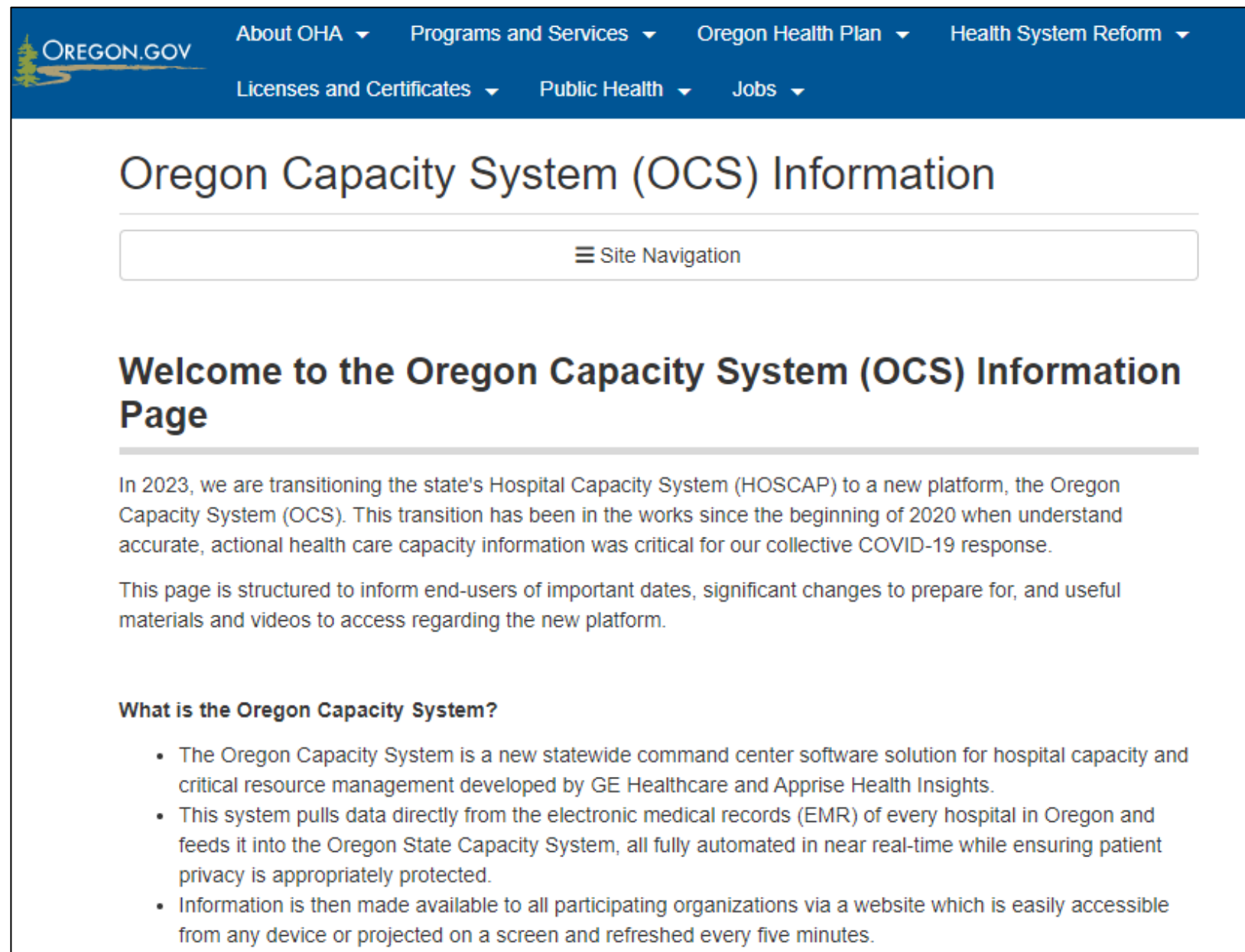
- Mercy Flights
- Multnomah County



Oregon Health Authority is an advisory to this group, not a voting member.

Health Security, Preparedness and Response Program

- Training, outreach, integration with ESF-8 response
- Reporting and participation by hospitals is voluntary



The screenshot shows the Oregon Capacity System (OCS) Information page. The header is a dark blue bar with the Oregon.gov logo and navigation links: About OHA, Programs and Services, Oregon Health Plan, Health System Reform, Licenses and Certificates, Public Health, and Jobs. The main heading is "Oregon Capacity System (OCS) Information". Below it is a "Site Navigation" button. The page title is "Welcome to the Oregon Capacity System (OCS) Information Page". The main text states that in 2023, the state's Hospital Capacity System (HOSCAP) is transitioning to the OCS, a transition that began in 2020 due to the need for accurate health care capacity information during the COVID-19 response. It also mentions that the page is structured to provide important dates, changes, and useful materials. A section titled "What is the Oregon Capacity System?" lists three bullet points: the OCS is a new statewide command center software solution developed by GE Healthcare and Apprise Health Insights; it pulls data directly from the electronic medical records (EMR) of every hospital in Oregon and feeds it into the Oregon State Capacity System, all fully automated in near real-time while ensuring patient privacy is appropriately protected; and information is then made available to all participating organizations via a website which is easily accessible from any device or projected on a screen and refreshed every five minutes.

OREGON.GOV

About OHA ▾ Programs and Services ▾ Oregon Health Plan ▾ Health System Reform ▾

Licenses and Certificates ▾ Public Health ▾ Jobs ▾

Oregon Capacity System (OCS) Information

≡ Site Navigation

Welcome to the Oregon Capacity System (OCS) Information Page

In 2023, we are transitioning the state's Hospital Capacity System (HOSCAP) to a new platform, the Oregon Capacity System (OCS). This transition has been in the works since the beginning of 2020 when understand accurate, actional health care capacity information was critical for our collective COVID-19 response.

This page is structured to inform end-users of important dates, significant changes to prepare for, and useful materials and videos to access regarding the new platform.

What is the Oregon Capacity System?

- The Oregon Capacity System is a new statewide command center software solution for hospital capacity and critical resource management developed by GE Healthcare and Apprise Health Insights.
- This system pulls data directly from the electronic medical records (EMR) of every hospital in Oregon and feeds it into the Oregon State Capacity System, all fully automated in near real-time while ensuring patient privacy is appropriately protected.
- Information is then made available to all participating organizations via a website which is easily accessible from any device or projected on a screen and refreshed every five minutes.

Oregon is Expanding

- Oregon Health Authority awarded additional federal funds to lead expansion
- Hawaii will be adopting Oregon's model with the capacity system
- Up to 6 states will be part of a federal pilot program aligning to Oregon's successes and learnings

| SBX | | Apprise Health Insights | | | BEDS | | | ADULT | | | PEDS | | | SPECIALTY | SURGE | | BED ATTRIBUT | |
|----------------------|--|-------------------------|--|--|-------------|--|--|------------|-------------|---------|------------|-----------|------------|-----------|--------------|------------|--------------|------------|
| Census | | Sproutbox™ | | | Capacity | | | TOTAL | ICU | NON-ICU | TOTAL | ICU | NON-ICU | TOTAL | TOTAL ACTIVE | ICU ACTIVE | NP | |
| Total | | 5912 80% | | | 4748 83% | | | 567 77% | 4181 84% | | 199 63% | 35 73% | 164 61% | | 965 68% | 62 5% | 8 11% | 564 75% |
| C: Multnomah | | 1666 83% | | | 1163 87% | | | 157 88% | 1006 87% | | 155 66% | 33 75% | 122 64% | | 348 80% | 9 3% | - 0% | 10 74% |
| OHSU | | 462 90% | | | 386 92% | | | 74 93% | 312 92% | | - 0% | - 0% | - 0% | | 76 82% | 9 4% | - 0% | 22 61% |
| OHSU HEALTH | | | | | | | | | | | | | | | | | | |
| OPH PROVIDENCE P... | | | | | | | | | | | | | | | | | | 13 |
| PROVIDENCE | | | | | | | | | | | | | | | | | | 81% |
| LEGACY EMANUEL ... | | | | | | | | | | | | | | | | | | 24 |
| LEGACY HEALTH | | | | | | | | | | | | | | | | | | 100% |
| OHSU ADVENTIST P... | | | | | | | | | | | | | | | | | | 15 |
| OHSU HEALTH | | | | | | | | | | | | | | | | | | 83% |
| RANDALL CHILDREN... | | | | | | | | | | | | | | | | | | 9 |
| LEGACY HEALTH | | | | | | | | | | | | | | | | | | 82% |
| LEGACY GOOD SAM... | | | | | | | | | | | | | | | | | | 14 |
| LEGACY HEALTH | | | | | | | | | | | | | | | | | | 100% |
| UNITY CENTER FOR ... | | | | | | | | | | | | | | | | | | 1 |
| LEGACY HEALTH | | | | | | | | | | | | | | | | | | 100% |
| OHSU DCH | | | | | | | | | | | | | | | | | | 5 |
| OHSU HEALTH | | | | | | | | | | | | | | | | | | 71% |
| LEGACY MOUNT HO... | | | | | | | | | | | | | | | | | | 3 |
| LEGACY HEALTH | | | | | | | | | | | | | | | | | | 50% |
| SHRINER'S PORTLA... | | | | | | | | | | | | | | | | | | - |
| SHRINER'S CHILDRENS | | | | | | | | | | | | | | | | | | 0% |
| C: Clark | | | | | | | | | | | | | | | | | | 46 |
| | | | | | | | | | | | | | | | | | | 84% |
| C: Washington | | | | | | | | | | | | | | | | | | 109 |
| | | | | | | | | | | | | | | | | | | 75% |
| C: Marion | | 523 85% | | | 442 92% | | | 50 89% | 392 93% | | 4 40% | - 0% | 4 40% | | 77 62% | 8 3% | 8 47% | 31 74% |
| C: Lane | | 448 76% | | | 411 77% | | | 49 88% | 362 76% | | 9 50% | - 0% | 9 50% | | 28 80% | 7 10% | - 0% | 23 82% |
| C: Clackamas | | 486 88% | | | 408 94% | | | 41 80% | 367 96% | | - 0% | - 0% | - 0% | | 78 67% | 5 22% | 0 0% | 34 76% |

Questions

Andy Van Pelt

Chief Executive Officer

Apprise Health Insights, OAHHS Data & Analytics Subsidiary

andy.vanpelt@apprisehealthinsights.com

(503) 479-6018

Nick May

HSPR Information Systems Coordinator

Oregon Health Authority, Public Health Division

Health Security, Preparedness & Response Program

Nick.May@oha.oregon.gov

(503) 545-3057

Questions

Andy Van Pelt

Chief Executive Officer

Apprise Health Insights, OAHHS Data & Analytics Subsidiary

andy.vanpelt@apprisehealthinsights.com

(503) 479-6018

Nick May

HSPR Information Systems Coordinator

Oregon Health Authority, Public Health Division

Health Security, Preparedness & Response Program

Nick.May@oha.oregon.gov

(503) 545-3057